



# LTC-30 SERIES

COMPACT CNC TURNING MACHINE



CAPABLE / COMPACT / COMPLETE



Made in the


**USA**

[WWW.LEVILTECHNOLOGY.COM](http://WWW.LEVILTECHNOLOGY.COM)

The LTC-30 is a robust system designed for the industrial production of small parts. You will not find another lathe at this size that will give you the same rigidity and precision while cutting a wide variety of materials

## APPLICATIONS

- / AUTOMOTIVE CUSTOMIZATION
- / DENTAL LABORATORIES
- / INDUSTRIAL DESIGN
- / MACHINE SHOPS
- / PROTOTYPING
- / EDUCATION
- / MEDICAL
- / JEWELRY



## CONTROL OPTIONS

### FANUC

- / Control Model: Oi-MF
- / Servo Motor: 350 W Brushless AC type for X, and Z axis, 6000 rpm
- / Direct Drive on all axis
- / Industrial Control with touch screen, MDI unit and Operator Panel




### MACHMOTION

- / Control Model: 2150M-X6-7143-1100
- / Servo Motor: 400W Brushless AC type for X, Z axis, 3000 rpm
- / Direct Drive on all axis
- / Industrial computer with Mach4 Software and touch screen operator panel



## SPINDLE OPTIONS




There are two different spindle options to choose from. Whether it is for low speed/high torque or highspeed/low torque cutting conditions, we have a solution for each application.

### AVAILABLE TURNING SPINDLE

- LS-32-c Standard Spindle***
  - 3,000 RPM, 2HP Air-cooled
  - Includes 4" Chuck, Self-centering 3 Jaws
  
- LS-32-C-220 High Speed Spindle***
  - 4,500 RPM, 2HP Air-cooled
  - Includes 4" Chuck, Self-centering 3 Jaws
  - Requires 220 VAC

## FEATURES



- / Direct drive on X and Y axis
- / Linear guideways on each axis
- / Aluminum body
- / Granite base
- / Servo controlled




- / 8 Gang Style OD Cutting Tools
- / 10 position tool rack for milling
- / Preloaded Ball Screws
- / 8 Gang Style ID Cutting Tools

LTC-30 LATHE



## AXIS MOVEMENTS



LTC-30 LATHE



# AUTOMATION

## Maximize your production

If you require a 24/7 working environment, a tending robot will increase the output of your machine and bring cost savings by reducing time.

With a high performance industrial-grade robotic arm, you can machine your parts with high accuracy and repeatability.



# S P E C S

		LMT-300
TRAVEL	X – AXIS TRAVEL	7" (177 mm)
	Z – AXIS TRAVEL	8.85" (225 mm)
WORK HOLDING	CHUCK	4" dia. (100 mm)
	WORKPIECE CAPACITY	3.75" dia. x 3.15" length (95 mm dia. x 80 mm length)
FEED RATE	RAPID FEED (X, & Z)	190ipm (5,000 mm/min)
	CUTTING FEED (X, & Z)	118ipm (3,000 mm/min)
TOOLS	# OF MILLING TOOLS	8
	# OF TURNING TOOLS	8 position turret for OD or ID
	OD TOOL TYPE	½" SQUARE SHANK
	ID TOOL TYPE	5/8" ROUND SHANK
ACCURACY	RESOLUTION	0.00005" (0.00127 mm)
	REPEATABILITY	0.0002" (0.005 mm)
	ACCURACY	0.0004" (0.01 mm)
MACHINE SIZE	DIMENSIONS	HEIGHT – 66.5"
		WIDTH – 44"
		DEPTH – 30"
	WEIGHT	1,000 LBS (454 KG)
POWER SOURCE	POWER SUPPLY	110-220 VAC 1 ph 30 A





# Levil

## TECHNOLOGY

OFFICE: 407-542-3971 / FAX: 407-542-0025  
1704 KENNEDY POINT, SUITE 1124 OVIEDO, FL 32765

FOLLOW US



@LEVILTECHNOLOGY



LEVIL TECHNOLOGY



LEVIL TECHNOLOGY

WWW.LEVILTECHNOLOGY.COM